


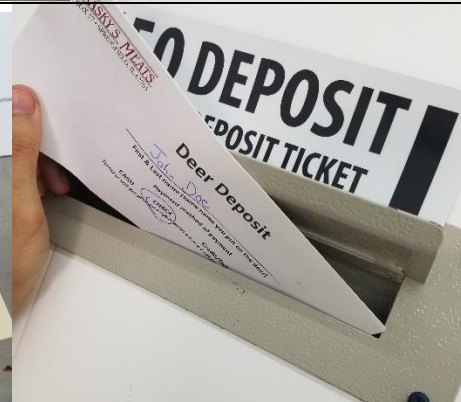
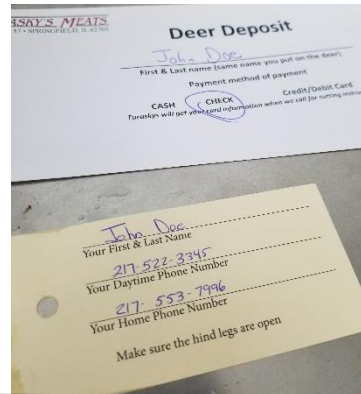
ARCHERY DROP OFF DIRECTIONS

1. FILL OUT ONE OF OUR
LEG TAGS AND ZIP TIE TO LEG



2. FILL OUT DEPOSIT SLIP
ENVELOPE, PLACE IN DROP BOX

On other side room (south wall)



3. GET HIND LEGS OPEN AND LAY
NEXT TO OTHER DEER AS FAR
INTO THE COOLER AS YOU CAN



You must open hind legs to cool deer, if legs are not open it will spoil and we are not responsible for your deer

4. CLOSE DOOR, ALL THE WAY

